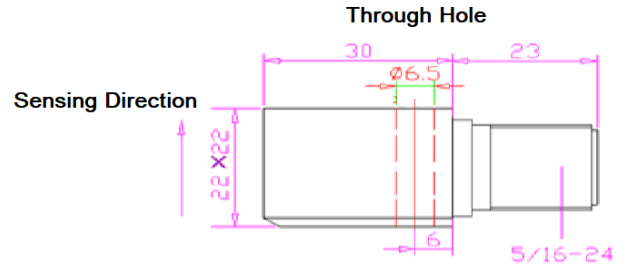
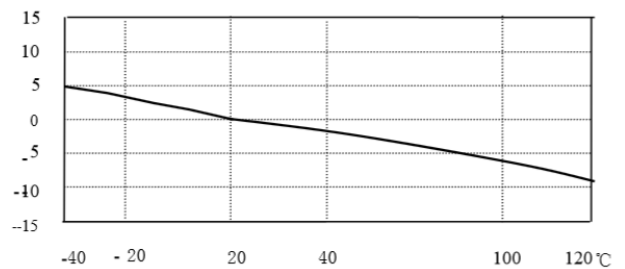


Specifications:

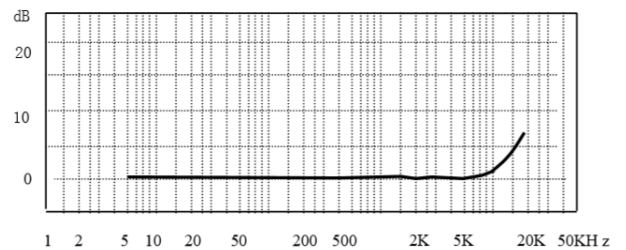
Axial Sensitivity (20±5°C)	100 mV/g
Measurement Range (Peak Value)	50g
Transverse Sensitivity	≤ 5%
Frequency Response (±5%)	1~5000 Hz
Temperature Response	Refer to Temp. Curve
Polarity	Positive
Power Supply Voltage (Constant Current Source)	+18~+24 VDC
Operation Current	+2~+10 mA
Max. Output Signal (Peak Value)	6V
Noise (1Hz~20kHz)	< 40 μV
Output Impedance	< 100 Ω
DC Bias Voltage	12±2 VDC
Operation Temp. Range	-40~+120 °C
Shock Limit	3000g
Installation ground insulation	≥ 10 ⁸ Ω
Weight	110g
Case Material	Stainless Steel
Mounting Method	M6 Through Hole
Sensing Element	PZT-5
Sensing Geometry	Shear
Output Type	Side MIL-C-5015 two-pin socket (5/8-24)
Grounding	Signal Ground Isolated from Case
M6 x 28 screw, Protection Cap	Included
Low Noise Cable to BNC	Included
Calibration Certificate	Included



Schematic diagram



Typical Temperature Response Curve



Typical Frequency Response Curve