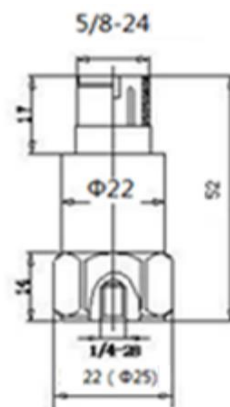
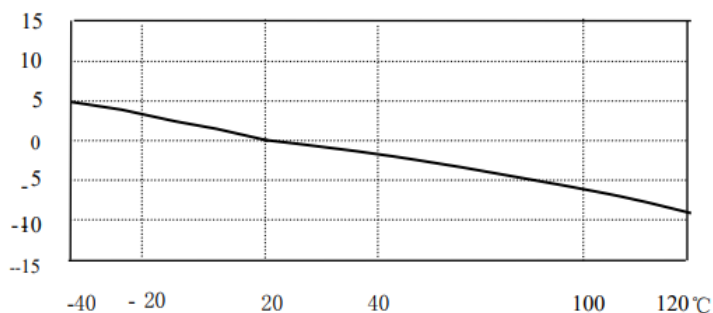


Specifications:

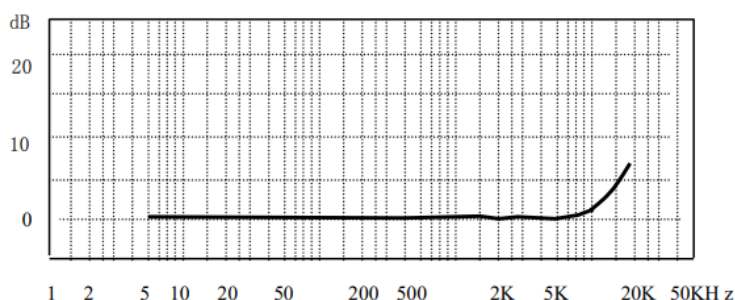
Axial Sensitivity (20±5°C)	500 mV/g±5%
Measurement Range (Peak Value)	10g
Transverse Sensitivity	≤ 5%
Frequency Response (±10%) (±3dB)	0.6~5000 Hz 0.1~10000 Hz
Non-Linearity	≤ 1%
Temperature Response	Refer to Temp. Curve
Power Supply Voltage (Constant Current Source)	+18~+28 VDC
Operation Current	+2~+10 mA
Max. Output Signal (Peak Value)	5V
Noise	< 80μV
Output Impedance	< 100 Ω
DC Bias Voltage	12±2 VDC
Operation Temp. Range	-40~+120 °C
Shock Limit (Peak Value)	2000g
Installation ground insulation	≥ 10 ⁸ Ω
Weight	90g
Case Material	304 Stainless Steel
Mounting Method	¼-28
Sensing Element	Piezoelectric Ceramics
Sensing Geometry	Shear
Ingress Protection Rating	IP65
Output Type	Top 5/8-24 2-pin socket
Grounding	Signal Ground Isolated from Case
¼-28 Stud	Included
3106A (MIL-C-5015) plug-to-BNC Low Noise Cable	Included
Calibration Certificate	Included



Schematic diagram



Typical Temperature Response Curve



Typical Frequency Response Curve